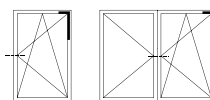


Vertical angular central locks with or without cam



Description

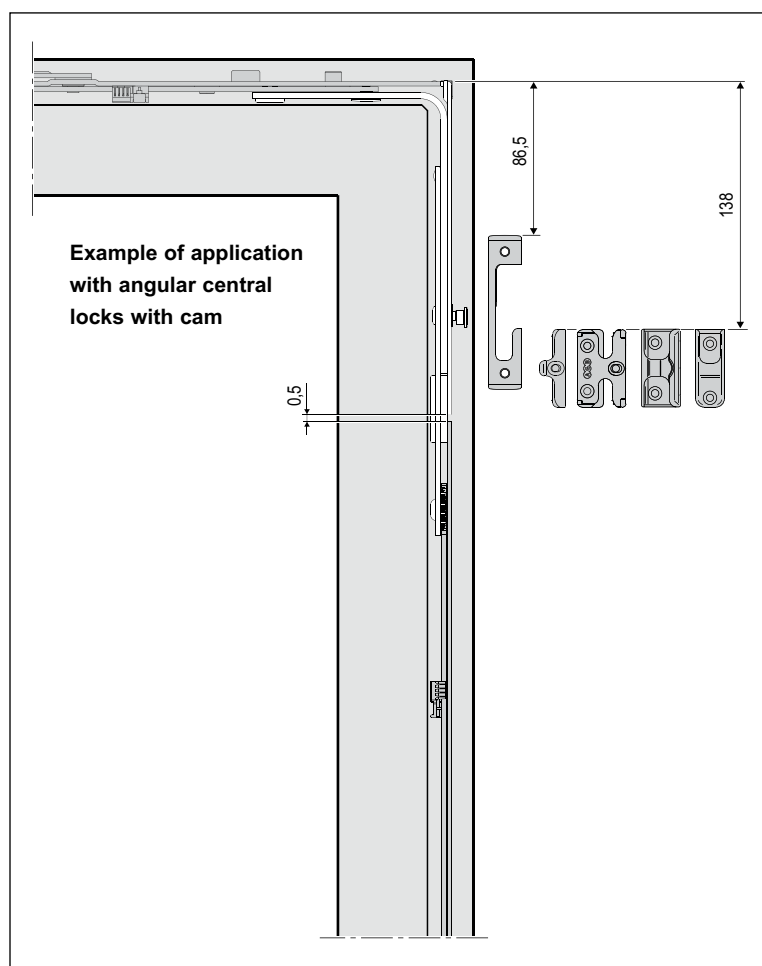
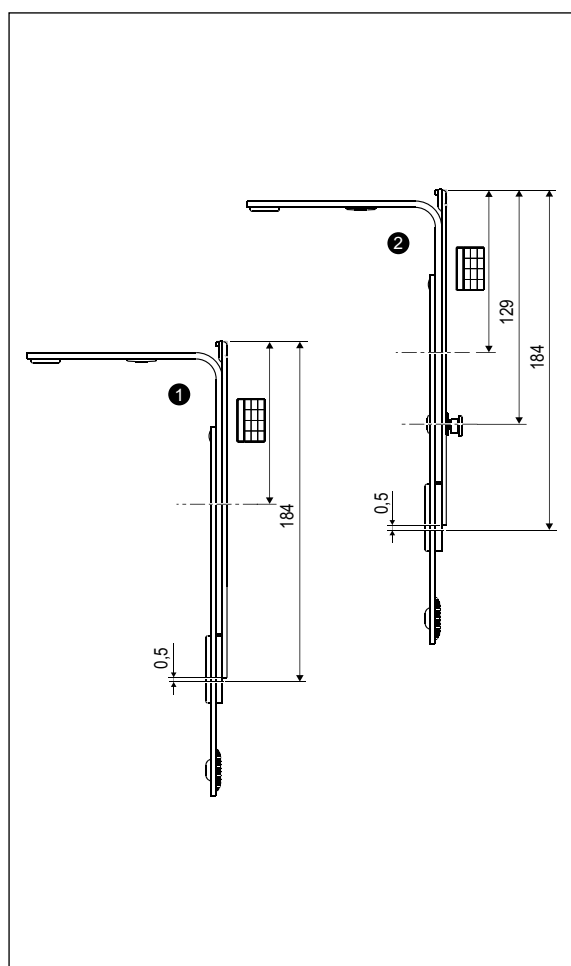
Connecting element that transmits the movement from the top rail to the hinge side jamb, with or without cam on the jamb side.
As standard, adjustable mushroom cam $\pm 1,5$ mm in height ± 1 mm in pressure with a 4 mm Allen wrench, 18+18 mm stroke.

Application



It is used to connect the sash part of the stay arm with the terminal and the extensions on the jamb side, if any.

Mounting



For PVC/Aluminium-wood/Aluminium Euro-groove doors/windows: 3.5/4.3x25 mm screws with thread suited to the material used for frame construction; for wooden doors/windows: 3.5x35 mm to 4x40 mm screws.



Screw hole position

	Ref C-D
	
1°	97
2°	167

Order Specifications

Ref.	Article			Description
①	A50330.00.00	183,5	-	Without cam
②	A50330.01.00	183,5	1	With cam