

Extensions



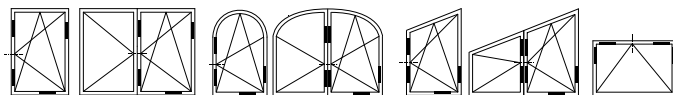
Description

Extensions of 200, 400, and 600 mm that cannot be trimmed, and 320 mm trimmable 200 mm.

As standard, adjustable mushroom cam $\pm 1,5$ mm in height ± 1 mm in pressure with a 4 mm Allen wrench and 18+8 mm stroke.

Application


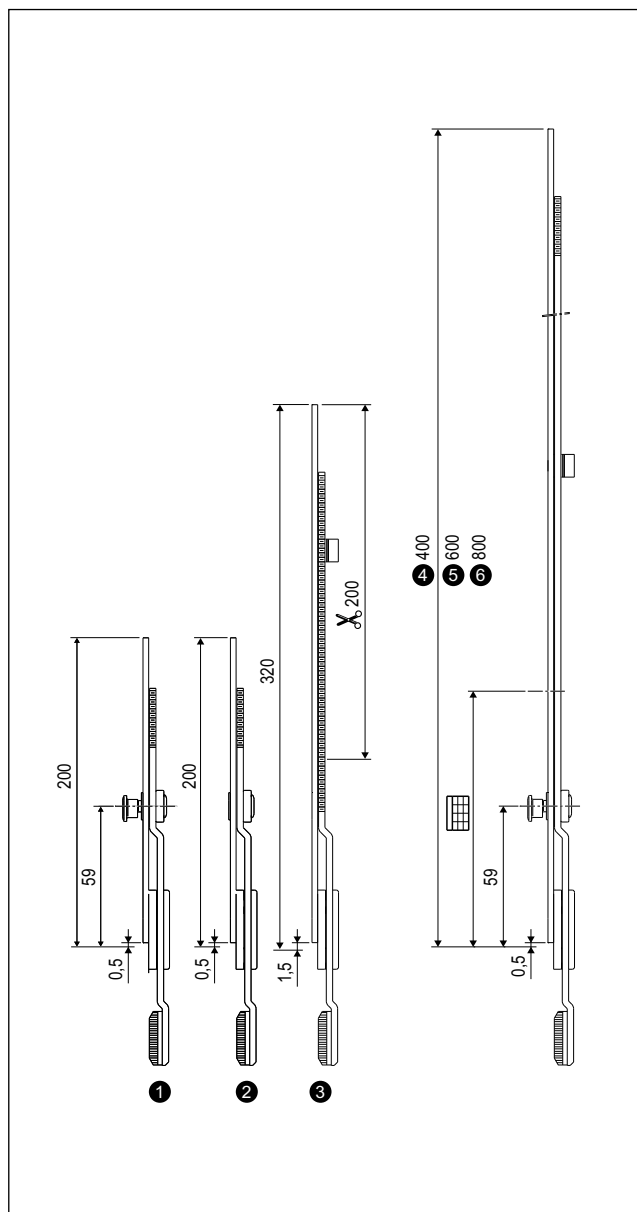
To be coupled with espagnolettes, stay arms, corner drives to change the application range.



For a correct use, see the "Tables for the use of extensions and terminals" in this technical documentation.

Mounting

For PVC/Aluminium-wood/Aluminium Euro-groove doors/windows: 3.5/4.3x25 mm screws with thread suited to the material used for frame construction; for wooden doors/windows: 3.5x35 mm to 4x40 mm screws.



Order Specifications

Ref.	Article		
①	A51803.00.01	199,5	1
②	A51801.00.01	199,5	-
③	A51801.01.11	318,5	-
④	A51803.00.02	399,5	1
⑤	A51803.00.03	599,5	1
⑥	A51803.00.04	799,5	1

Screw hole position

GR	Ref D-C					
	1°	2°	3°	4°	5°	6°
①	17	102	193	-	-	-
②	17	102	193	-	-	-
③	18	-	-	-	-	-
④	17	102	247	393	-	-
⑤	17	102	247	427	593	-
⑥	17	102	247	427	607	793