

Sasha 173 / 416

DESIGN **STUDIO REGUITTI**

L'accostamento tra finitura lucida e superficie satinata esalta ancor più la morbidezza delle forme e la sensualità dei volumi di un oggetto come SASHA, nel quale il confine fra classico e moderno diventa sottilissimo.

Combination of polished finish and frosted outer layer enhances the gentle shapes and the sensual lines of SASHA: an item in which classic and contemporary styles live together.

Finiture Finishes



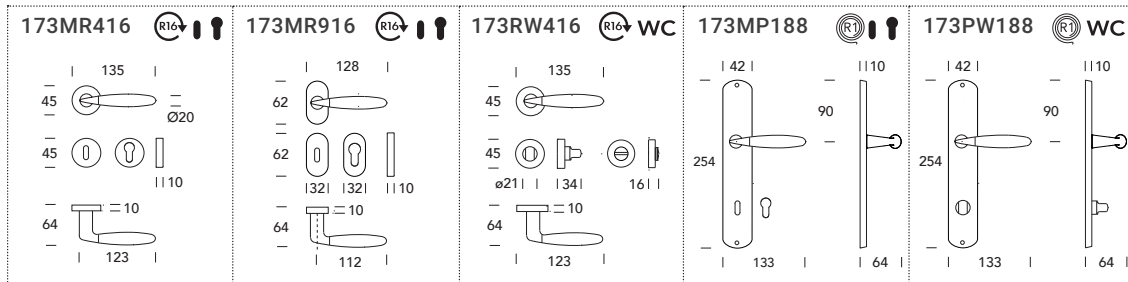
OS/LV

Satinato verniciato / Lucido verniciato
Satin varnished / Polished varnished

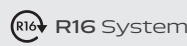
OSC/OC

Satinato cromato / Cromato
Satin chrome / Chrome

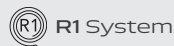
Coordinated Design



Ottone
Brass




R16 System



R1 System



Foro Chiave
Keyhole



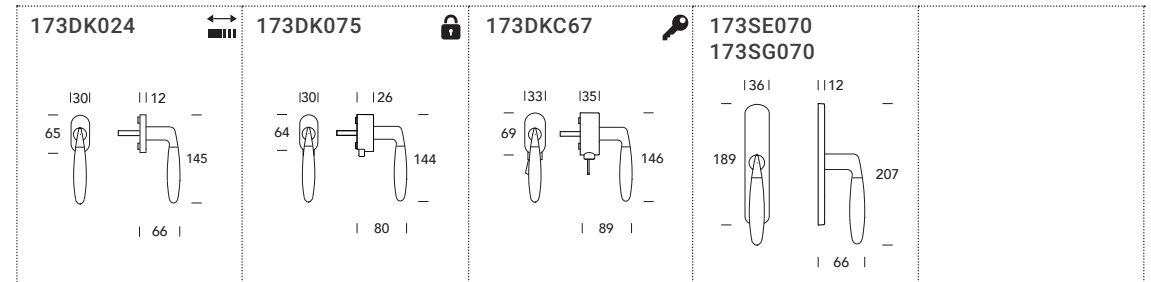
Foro Yale
E. profile cylinder

● round



MANIGLIE
HANDLES

ESSENTIAL
STYLES



WC Nottolino bagno
Bathroom turn



Autoregolante
Self adjusting



SECURBLOCK



SECURKEY

